

2020 Annual Report

\$1.2 Million

raised for local nonprofits on Give Local Piedmont Day 2020

\$278,000

in total scholarships awarded

\$5.8 Million

raised for local nonprofits through 7 years of Give Local Piedmont

\$342,355

granted to 46 organizations for Covid relief through Emergency Response Fund

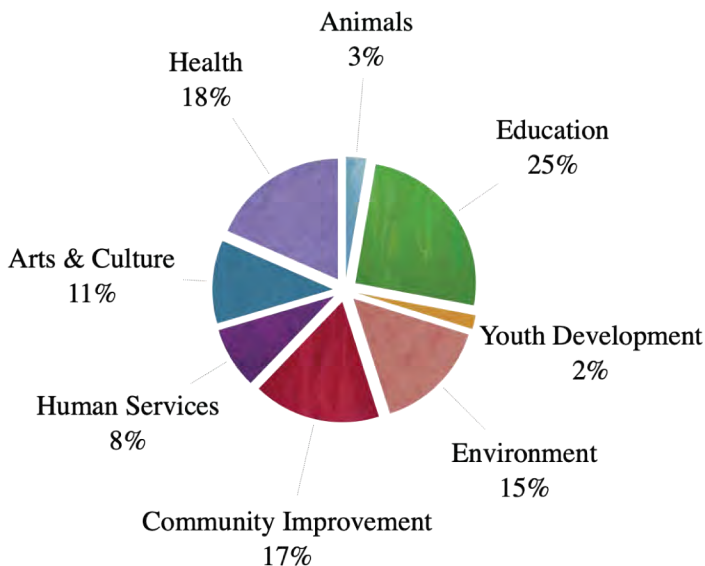
\$4.4 Million

in total grants awarded

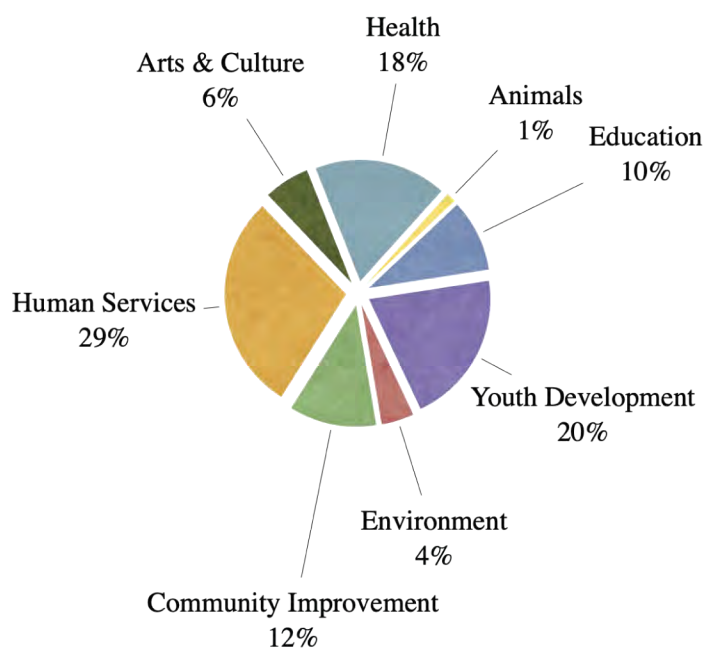
\$447,505

total year-to-date Covid relief granting through ERF

Total NPCF Grants Awarded by Area of Focus



Total Fund Holder Grants Awarded by Area of Focus



| Area | Amount | Percent |
|-----------------------|--------------------|-------------|
| Animals | \$19,906 | 1% |
| Education | 152,440 | 10% |
| Youth Development | 323,320 | 20% |
| Environment | 68,400 | 4% |
| Community Improvement | 183,940 | 12% |
| Human Services | 458,220 | 29% |
| Arts & Culture | 96,400 | 6% |
| Health | 279,434 | 18% |
| Total | \$1,582,060 | 100% |

| Area | Amount | Percent |
|-----------------------|--------------------|-------------|
| Animals | \$75,615 | 3% |
| Education | 702,256 | 25% |
| Youth Development | 51,927 | 2% |
| Environment | 424,452 | 15% |
| Community Improvement | 475,769 | 17% |
| Human Services | 229,434 | 8% |
| Arts & Culture | 310,191 | 11% |
| Health | 512,452 | 18% |
| Total | \$2,782,096 | 100% |

Summary Statement of Financial Position

(audited financials as of June 30, 2019 and 2018)

| Assets | FY 2020 | FY 2019 | FY 2018 |
|---|----------------------|----------------------|----------------------|
| Cash and Cash Equivalents | \$ 663,502 | \$ 550,264 | \$ 637,997 |
| Pledge Receivable | | | 355,000 |
| Investments at Fair Market Value | 15,650,363 | 15,213,810 | 12,460,877 |
| Other Assets | 3,065 | 3,038 | 5,637 |
| Total Assets | \$ 16,316,930 | \$ 15,767,112 | \$ 13,459,511 |
| Liabilities and Net Assets | | | |
| Current Liabilities | 40,510 | 25,309 | 66,837 |
| Agency Payable | 325,920 | 234,862 | 200,156 |
| Foundation Net Assets | 15,950,500 | 15,506,941 | 13,192,518 |
| Total Liabilities and Net Assets | \$ 16,316,930 | \$ 15,767,112 | \$ 13,459,511 |
| Summary Statement of Activities | | | |
| Revenue | | | |
| Donated Revenue | 2,310,933 | 3,386,986 | 4,789,863 |
| Net Investment Return | 459,328 | 1,280,413 | 793,180 |
| Total Revenue | \$ 2,770,261 | \$ 4,667,399 | \$ 5,583,043 |
| Expenses | | | |
| Grants Awarded | 1,738,161 | 1,759,331 | 1,847,242 |
| Operating Expenses | 299,854 | 318,115 | 281,199 |
| Investment Management Fees | 105,909 | 140,867 | 121,842 |
| Investment Fees | 152,220 | 106,391 | 96,296 |
| Fund Raising Expenses | 30,558 | 28,272 | 11,833 |
| Total Grant and Expenses | \$ 2,326,702 | \$ 2,352,976 | \$ 2,358,412 |
| Change in Net Assets | 443,559 | 2,314,423 | 3,224,631 |
| Net Assets, Beginning of the Year | 15,506,941 | 13,192,518 | 9,967,887 |
| Net Assets, End of the Year | 15,950,500 | 15,506,941 | 13,192,518 |



Strengthening the communities of Culpeper,
Fauquier, Madison, and Rappahannock
counties through philanthropy

The COVID-19 Emergency Response Fund

With the onset of Covid-19, on March 13 the NPCF Board initiated the Emergency Response Fund and seeded the fund with \$100,000 from the Mary Virginia O'Bannon Fund, an unrestricted endowment with NPCF.

To date, the Emergency Response Fund (ERF) includes generous donations from the PATH Foundation, many individuals, private and public foundations and corporations. Thank you! To donate or apply please go to www.npcf.org and click on the Covid-19 button on the home page.

\$575,850 raised

\$442,499 distributed


ERF Recipients

| | |
|---|---|
| Aging Together | Living Sky Foundation |
| Allegro Community Music School | Madison Department of Social Services |
| Arc of North Central Virginia | Madison Free Clinic |
| Bethany Christian Services | Madison Learning Center |
| Boys & Girls Clubs of Central Virginia (Madison Unit) | Mental Health Association of Fauquier County |
| Businesses of Rappahannock | New Baltimore Volunteer Fire & Rescue Company |
| Rappahannock Farmers Market | Operation First Response |
| Community Touch, Inc. | People Helping People of Fauquier County |
| County of Culpeper (for Old House Distillery) | People Incorporated |
| Culpeper Baptist Child Development Center | Piedmont Dispute Resolution Center |
| Culpeper Community Development Corporation | Rainbow Therapeutic Riding Center |
| Culpeper Housing and Shelter Services | Rapp Center For Education |
| Culpeper Renaissance | Rappahannock Benevolent Fund, Inc. |
| Free Clinic of Culpeper | Rappahannock Center for Education |
| Culpeper Winter Heat Shelter | Rappahannock County Public Schools |
| Experience Old Town Warrenton | Rappahannock Food Pantry |
| Fauquier Community Child Care | Salvation Army |
| Fauquier FISH | Piedmont Environmental Council |
| Foothills Forum | The Plains Community League |
| Girls on the Run Piedmont | Verdun Adventure Bound |
| Hero's Bridge | The Warrenton Meeting Place |
| Hospice Support of Fauquier County | Warrenton Pregnancy Center |
| Independence Empowerment Center | Windy Hill Foundation |

COVID-19 Emergency Response Fund Donors - Thank You!

| | |
|---|------------------------------------|
| The Winston-Salem Foundation | Judith DeSarno |
| Vanguard Charitable | Elizabeth Dietel |
| The Sorelle Fund | Alan Dranitzke |
| Bessemer Trust - Virginia S. Warner Foundation | Patricia Eveland |
| The Community Foundation of Northern Virginia / Micron Opportunity Fund | William and Joyce Fendley |
| Hillsdale Fund | Lauren Fillmore |
| Players of Pat's Q, Thomas Gay | Michele Fuchs |
| Kingland Giving Fund | Linda Glass |
| Consortium Management Group | Stuart Greene |
| Aerojet Rocketdyne Foundation | Rosemary Groux |
| Mitchell Family Foundation Fund | Robin Gulick |
| Farrar Timberlake Foundation | Halpren Nord Fund |
| PATH Foundation | Beverly Jones |
| NPCF: Mary Virginia O'Bannon Fund | Ed Jones, Martha Dabney Jones Fund |
| Beverly and Hal Hunter Fund | Nicholas Kingsland |
| Joan Hedgecock and Richard Gargagliano | Aubrey Kinser |
| Allan Badrow | Nicholas and Gardiner Lapham |
| Jane Bell | Clare Lindsay |
| Jane Bowling-Wilson | Dana and Karla MacKimmie |
| Eric Cittadino | Dede McClure |
| Jennifer Coombs | Sara Minnehan |
| Vonda Delawie | Cliff and Christine Mumm |
| | Steph Ridder |
| | Joe Schaffer |
| | Vanessa Scherstrom |
| | Patton Wilson |
| | Carlton Yowell |

Give Local Piedmont 2020

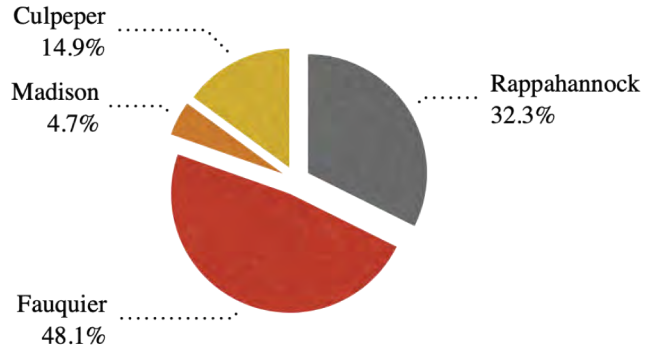


2020's Give Local Piedmont was Northern Piedmont Community Foundation's most successful yet, with our nonprofits raising an incredible \$1.2 MILLION in a single day.

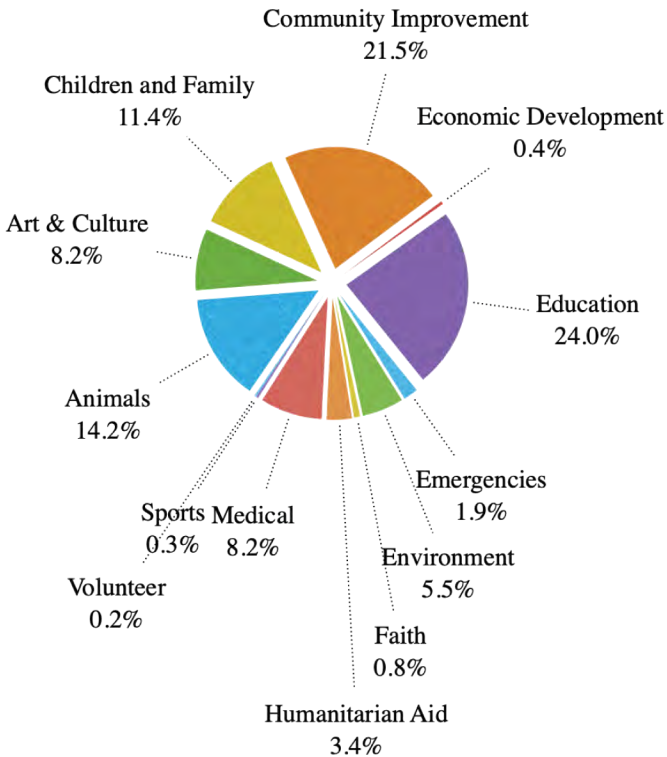
GRAND TOTAL:
\$1,205,473
 raised for 176 organizations in 24 hours!

Donations by County

| County | Total Donations | Number of Organizations |
|--------------|--------------------|-------------------------|
| Culpeper | \$179,886 | 47 |
| Fauquier | 579,266 | 81 |
| Madison | 56,514 | 10 |
| Rappahannock | 389,807 | 38 |
| Total | \$1,205,473 | 176 |



Donations by Area of Focus



| Area | Amount | Percent |
|-----------------------|--------------------|---------------|
| Animals | \$170,603 | 14.2% |
| Art & Culture | 98,463 | 8.2% |
| Children and Family | 137,016 | 11.4% |
| Community Improvement | 259,412 | 21.5% |
| Economic Development | 4,648 | 0.4% |
| Education | 289,789 | 24.0% |
| Emergencies | 23,296 | 1.9% |
| Environment | 66,432 | 5.5% |
| Faith | 9,531 | 0.8% |
| Humanitarian Aid | 40,566 | 3.4% |
| Medical | 99,169 | 8.2% |
| Sports | 3,552 | 0.3% |
| Volunteer | 2,996 | 0.2% |
| Total | \$1,205,473 | 100.0% |

Thank you,
 Give Local
 Piedmont
 sponsors!

